



Classroom Environment and Management

PAKISTAN ALLIANCE FOR EARLY CHILDHOOD

Ms. SAMINA GHAFUR
COURSE INSTRUCTOR
FEBRUARY 10, 2022

Structure of the Session

Types of Classroom
Environment

Learning Corners

**Classroom
Environment and
Management**

Management
Techniques

Lesson Planning

Classroom Environment and Management

Think and recall

- What do you remember about your classroom?
- What did you like about your classroom and why?
- What did you dislike about your classroom and why?



INTERACTION POINT

INTERACTIVE CLASSROOMS

Interactive Classroom!

- A Class room is a place that makes learning fun by providing learning environment that enhance the skills, capabilities and creativity.
- An ideal classroom is one which promotes all the developmental domains of the child.
- Creating a democratic classroom means involving students, on a regular basis and in developmentally appropriate ways, in shared decision making.



CLASSROOM ENVIRONMENT

Physical Environment

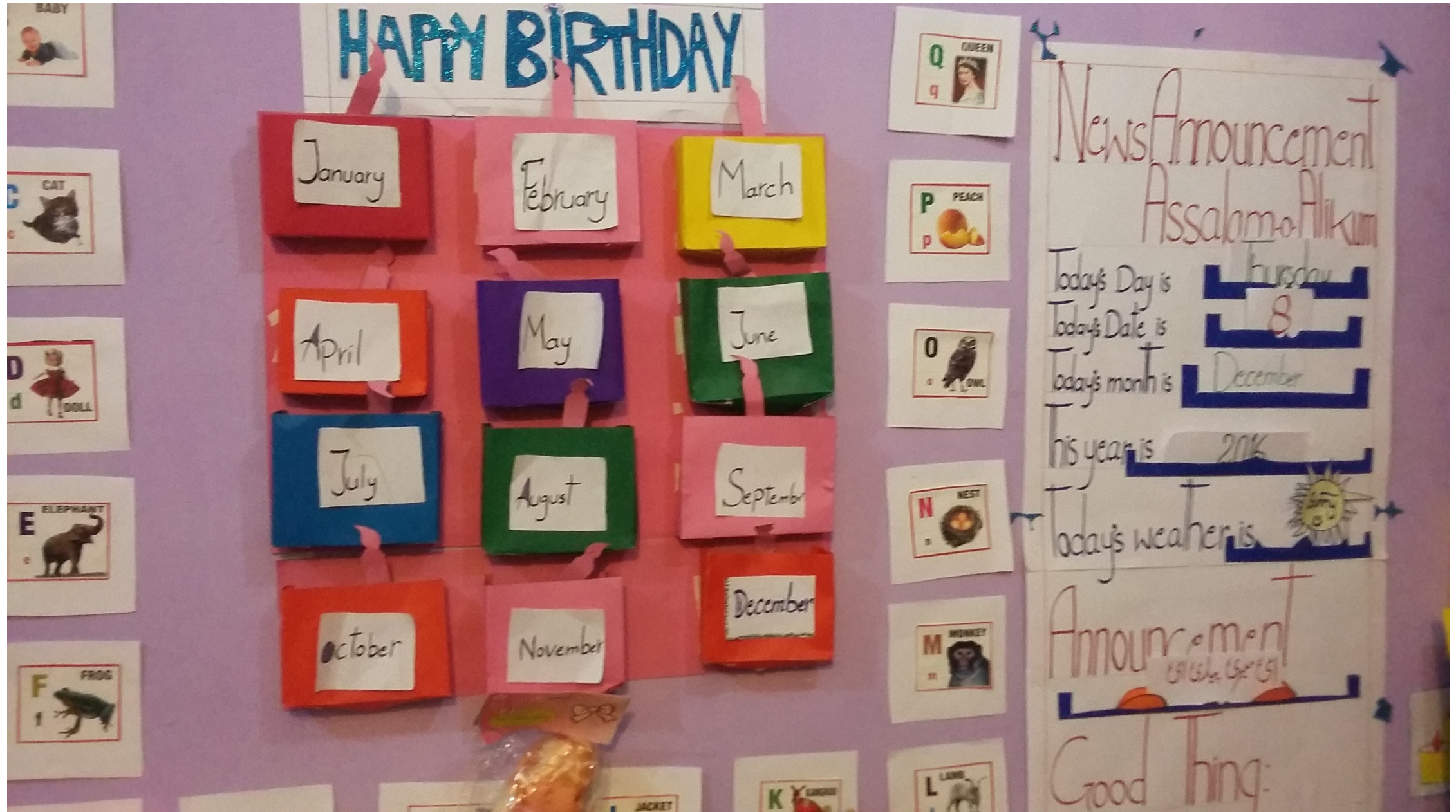
- a. Seating arrangement
- b. What is on the walls. Teacher & children work the work displayed on the walls should be at eye level.
- c. Learning material/learning corners
- d. Furniture
- e. Light
- f. Ventilation



Physical Environment



Physical Environment









Physical Environment

CELEBRATING LITERACY DAY


Words I know! ☺


"Education is the most Powerful
Weapon which Can change
the world"


Match with Picture


b	
a	
c	
d	
f	
e	


Match with Picture


b 

a 

c 






d 

f 

e 

Match with Picture


b a c d f e


    


Match with Picture


Letter	Picture
b	Apple
a	Car
c	Ball
d	Head
f	Box
e	Fish


Match with Picture


b 

a 


e 


d 


f 


e 


Match with Pictures


a 


b 


c 


d 


e 

f 

g 






h 

i 


j 

Chap Match with Pictures

b a c d f e

Match with Pictures



apple

car

candy

cucumber

egg


fish


Sample


Match with Picture


The image shows a worksheet titled "Sample" with the instruction "Match with Picture". On the left side, there are five small, simple purple flower-like shapes. On the right side, there are five larger, more detailed pink and purple flower-like shapes. Lines connect the small shapes to the larger ones in a matching exercise. The connections are as follows: the top small shape connects to the second large shape from the top; the second small shape connects to the first large shape; the third small shape connects to the third large shape; the fourth small shape connects to the fourth large shape; and the fifth small shape connects to the fifth large shape.


Match with Picture


b 

a 

c 

d 

f 

e 

Activity: Learning is Based on Concrete Experiences

- ✓ Think of an “apple” and make a list of everything you can learn by exploring a fresh apple.
- ✓ Now think of a plastic apple and list down the facts you can learn.
- ✓ Now think of a picture of an apple and list down the facts you may learn.
- ✓ Now think of the word “Apple” and list down the facts you can learn.

Conclusion: Which list is the longest and which one is the shortest and why?



INTERACTION POINT

LEARNING CORNERS

Learning Corners / Activity Centers


Physical environment of each classroom accommodates different learning areas or centers, serve to teach and enhance cognitive and social skills.

- **Art Corner**
- **Literacy Corner**
- **Math Corner**
- **Block Corner**
- **Cooking Corner**
- **Family Corner**
- **Class Library**
- **Sand and water Corner**
- **Science Corner**
- **Social Studies Corner**
- **Drama/Music Corner**



Seating Arrangement

Seating Arrangement

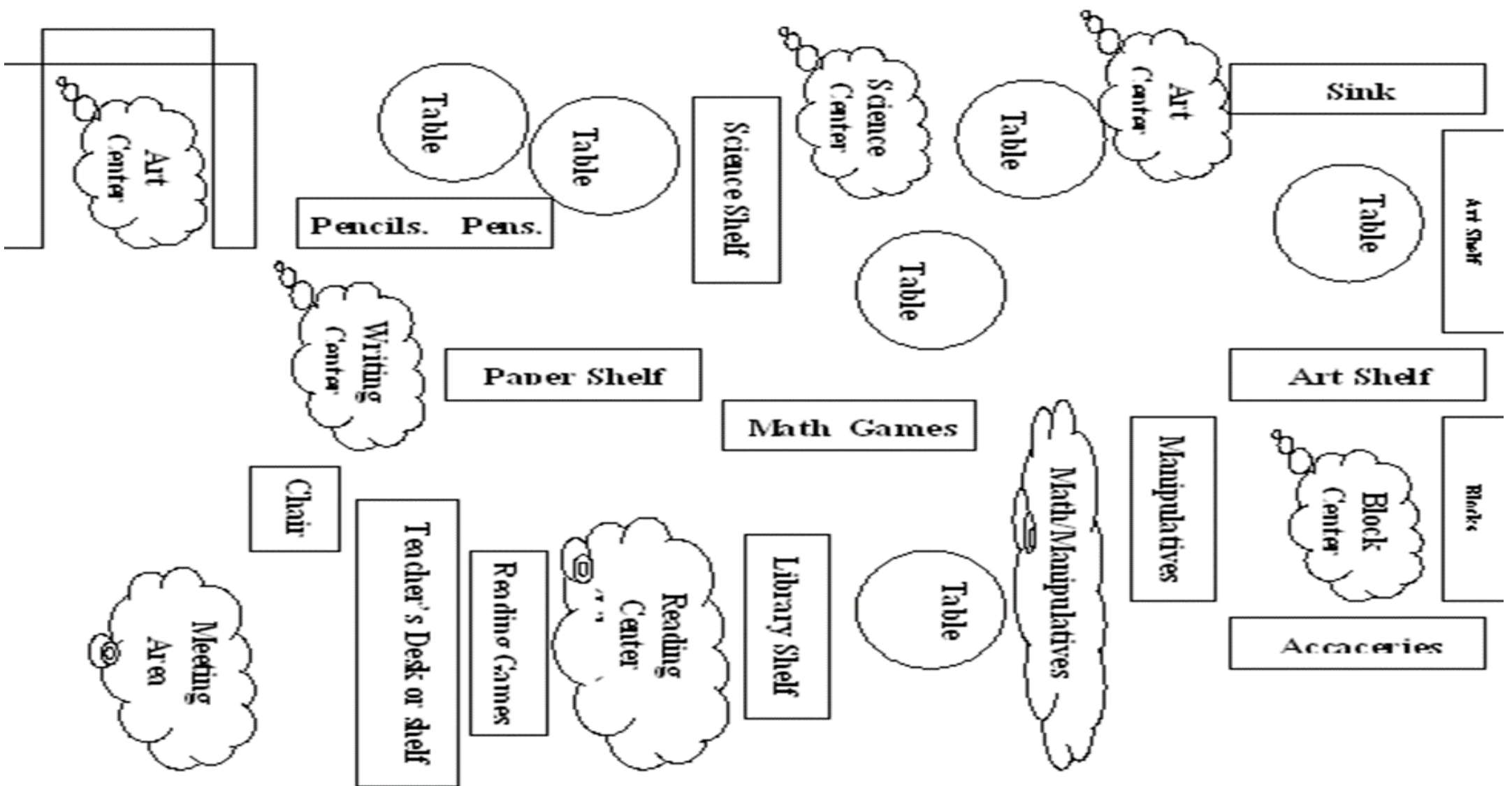


BOARD

TEACHER
DESK

<p>Stage Style (سٹیج سٹائل)</p>	<p>Classroom Style (کلاسیک کلاس روم سٹائل)</p>
<p>Herringbone (ہیرنگبون)</p>	<p>U-Shaped (یو-شپڈ)</p>
<p>Circled Table (کرل میز)</p>	<p>Circled Chairs (دائری میز)</p>

Seating Arrangement



Psychological Environment

The psychological classroom environment refers to the attitudes, emotions, values and relations that set the tone of the classroom.

- Tone
- Attitude
- Body language/ facial expression
- Teacher - Child Interaction
- Child - Child Interaction
- Child Choices
- Individual differences
- Fear of failure



CLASSROOM MANAGEMENT

Classroom Management

Classroom management is the practices and procedures that allow teachers to teach and children to learn. The very first day, the very first minute, the very first second of school, teachers should begin to structure and organize their classrooms to establish procedures and routines. (Harry Wong)

1. Class Rules

Family **rules** help **children** understand what behaviors are okay and not okay. As **children** grow, they will be in places where they have **to follow rules**. **Following rules** at home can help **children** learn **to follow rules** in other places. It is normal for **children** to break **rules** and test limits.

Why children need rules

- 1.They prepare **children** for the real world. **Rules teach children** to understand what they are expected of, and they are able to know what happens if they fail to act the way they are required to. ...
- 2.Rules teach children manners. ...
- 3.Rules bring order. ...
- 4.Rules make children feel proficient. ...
- 5.Kids are kept safe.

1. Class Rules

Our Rules

- We will wait for our turn
- We will respect each other
- We will take care of classroom material
- We will keep our classroom clean



OUR RULES

Always do your best.

Share with others.

Use kind words.

Listen when others talk.

Clean up and help out.

Say please and thank you.

Respect each other.

Follow directions.

2. Group Formation

- Make mix abilities group.
- It supports peer learning.
- Helpful to perform or carry out activities in an organized way.



3. Job Chart

- It helps children to develop sense of responsibility.
- Develops ownership of the classroom.
- It develops leadership qualities.



4. Daily Schedule

- Just like adults, children feel more confident and secure when their daily activities are predictable and familiar.
- A consistent daily schedule and step-by-step routines give children a predictable day. Schedules and routines in the group care setting and at home help children:
 - ✓ Feel in control of their environment
 - ✓ Feel safe, secure, and comfortable
 - ✓ Know what is happening now and what comes next
 - ✓ Know how to do an activity or task
 - ✓ Engage in learning



4. Daily Schedule

- A schedule is a temporary organized plan of activities to be conducted on any given day, week or month in a work place.
- Schedule is a plan for an activity or an event.
- It is ordered list of times at which things are planned to occur.



Sample Daily Routine

❖	Large Morning Meeting	30 minutes
❖	Concept time (Group work)	40 minutes
❖	Outdoor activities	30 minutes
❖	Snack time	30 minutes
❖	Learning area time	
I.	Planning time	15 minutes
II.	Work time	45 minutes
III.	Tidy up time	10 minutes
IV.	Recall/review time	20 minutes
V.	Story/poems time	20 minutes

Tips to Remember

Schedule should have balanced plan of activities.

- Child initiated /Adult initiated.
- Individual /Small Group/Large Group.
- Teacher /Without teacher.
- Informative/Creative.
- Outdoor/Indoor.
- Supervised snack Time
- Story/poem time
- Good bye



Tips to Remember

- Provide a balance of large and small muscle activities.
- Change or plan activities according to the needs or interests of children.
- Use transition times as a vehicle for learning .
- Intervene Choice time in your Schedule.

Video.....

<https://www.youtube.com/watch?v=uO8bKC1fK7s>

LESSON PLANNING

Significance of Lesson Planning

A **lesson plan** serves as a guide that a teacher uses every day to determine what the students will learn.

How the **lesson** will be taught as well as how learning will be evaluated.

Lesson plans enable teachers to function more effectively in the classroom by giving a detailed outline that they adhere to during each class.

The learning capacity of each student varies from one another. **Lesson planning** can minimize this understanding gap if the teacher **plans** the lesson **effectively**.



Lesson Plan – Main Components

Class: _____ **Subject:** _____ **Topic:** _____ **Date:** _____

Objectives of the lesson:

Material required:

Methodology:

Detail instructions:

Recapitulation/Assessment:

Home Assignment:

Remarks:

References

You tube:

- ✓ <https://www.youtube.com/watch?v=N39oLk474E8&t=50s> (One day Routine online, different grades)
- ✓ <https://www.youtube.com/watch?v=INY3ETimTjg> (Circle time)
- ✓ <https://www.youtube.com/watch?v=Nlk1-ck4c6Q> (Interactive classroom for pre schoolers)

Reading materials:

- ✓ <https://inservice.ascd.org/five-elements-of-a-positive-classroom-environment-for-students-living-with-adversity/> (Classroom Environment)
- ✓ <https://beneylu.com/pssst/en/classroom-environment-and-its-impact-on-learning/> (impact of classroom environment on learning)

INTERACTION POINT